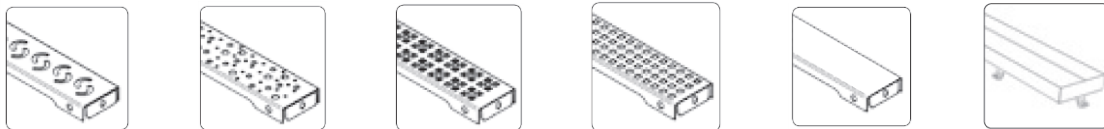


PRODUCT DATA SHEET (ver.03/01.2020)



ARCO	SPOT	ORIENT	CUBE	PLAIN	STONE
-------------	-------------	---------------	-------------	--------------	--------------

1. Name

Aqua Ambient linear bathroom inlets (in the version with siphon and without siphon)

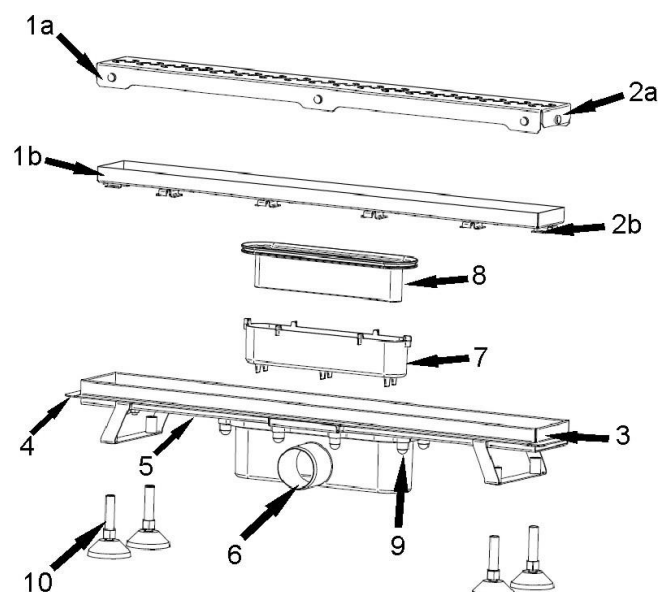
2. Product overview

The Aqua Ambient linear bathroom inlet is a new trend of water drainage in places such as bathrooms, spa resorts, sport facilities. The Aqua Ambient linear inlets have been designed in accordance with the latest trends so that they perfectly match the architectural values of the utility rooms with a higher standard of finish.


3. Construction

Aqua Ambient bathroom linear inlets

1. Grates (can be used):
 - a) Grid type grate or
 - b) Stone type grate.
 Stone type grates come in variants - with white and black conglomerate filling as well as a version for pasting stone or tile at their own discretion.
- 2a. Rubber grate spacers
- 2b. Positioning spacers
3. Drainage gutter
4. Flange
5. Ground
6. Outlet body
7. Siphon
8. Cap
9. Nuts
10. Levelling feet



* Bathroom linear inlets series 9-2971 additionally have a waterproofing flange.



4. Working principle

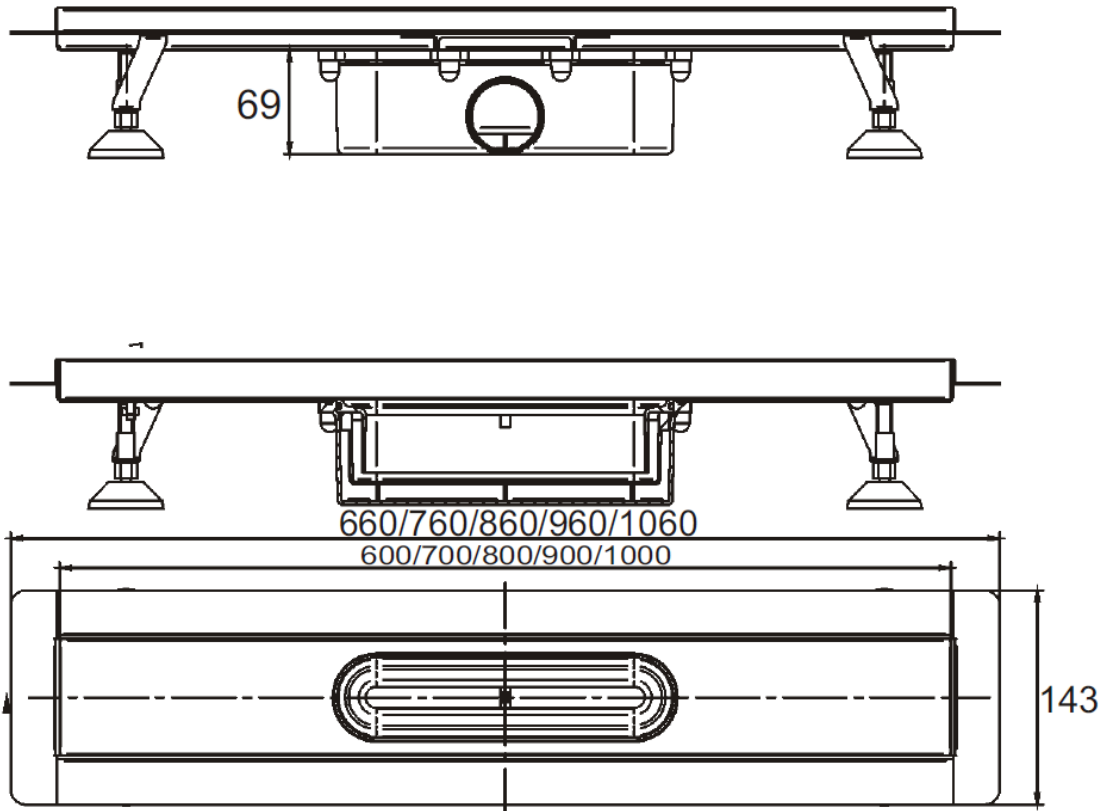
Aqua Ambient linear bathroom inlets drain water from showers through 2 kinds of grates – grates with openings and grate under tile/stone. In the case of a grate with openings, water is discharged through the gap around the grate and through the openings in the grate. In the case of a grate under a tile, water is discharged through a gap around the grate. Linear bathroom inlets have a sealing flange that allows the use of, for example, sealing mats. Drainage gutters have been equipped with a ground connector. Optional sealing mats ensuring perfect connection to building adhesives and sealants.

5. Exemplary application

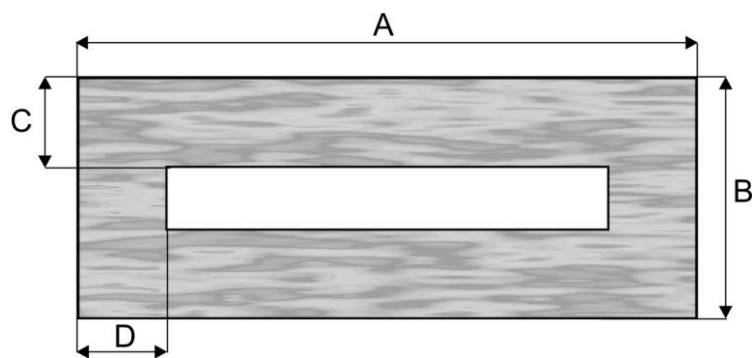


6. Dimensions and technical specifications

Bathroom linear inlet Aqua Ambient





Waterproofing flange

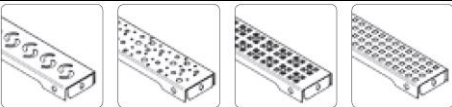



Lenght	A [mm]	B [mm]	C [mm] D [mm]
600	624	320	120
700	724	320	120
800	824	320	120
900	924	320	120
1000	1024	320	120

Bathroom linear inlets

Item	Material	Parameter	Photo
Aqua Ambient bathroom linear inlets			
Drainage gutter	Stainless steel 1.4301	600, 700, 800, 900, 1000 mm	
Outlet body	PP	Ø 50	
Siphon	ABS	-	
Cap	ABS	-	
gaskets	EPDM	-	
Flow rate	-	0,8 l/s	
Max. temperature	-	95°C	
Class / max load	-	K3 / 300kg	
Waterproofing flange			
Mat	Waterproof film made of modified polyethylene		
Supplementary material	Polypropylene interlining		
Colour	Blue		
Thickness	~ 0,67 mm		
Temp. resistance	-30 st. C / + 90 st. C		

Stainless steel grates designed for Aqua Ambient bathroom linear inlets

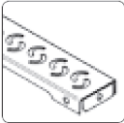
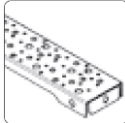




Element	Material	Parametr	Zdjęcie
Grid Grates			
Grate	Stainless steel 1.4301	600, 700, 800, 900, 1000mm	
Finishing	Stainless steel	Polished/satin	
Stone Grates			
Grate	Stainless steel 1.4301	600, 700, 800, 900, 1000mm	

7. Product code

Bathroom linear drainage

Code	Product name
9-2970-000-30-24-12	BATHROOM LINEAR DRAINAGE AQUA AMBIENT 30MM 1000MM
9-2970-600-30-24-12	BATHROOM LINEAR DRAINAGE AQUA AMBIENT 30MM 600MM
9-2970-700-30-24-12	BATHROOM LINEAR DRAINAGE AQUA AMBIENT 30MM 700MM
9-2970-800-30-24-12	BATHROOM LINEAR DRAINAGE AQUA AMBIENT 30MM 800MM
9-2970-900-30-24-12	BATHROOM LINEAR DRAINAGE AQUA AMBIENT 30MM 900MM
9-2971-000-30-24-12	BATHROOM LINEAR DRAINAGE AQUA AMBIENT 30MM WITH WATERPROOFING FLANGE 1000MM
9-2971-600-30-24-12	BATHROOM LINEAR DRAINAGE AQUA AMBIENT 30MM WITH WATERPROOFING FLANGE 600MM
9-2971-700-30-24-12	BATHROOM LINEAR DRAINAGE AQUA AMBIENT 30MM WITH WATERPROOFING FLANGE 700MM
9-2971-800-30-24-12	BATHROOM LINEAR DRAINAGE AQUA AMBIENT 30MM WITH WATERPROOFING FLANGE 800MM
9-2971-900-30-24-12	BATHROOM LINEAR DRAINAGE AQUA AMBIENT 30MM WITH WATERPROOFING FLANGE 900MM

Bathroom linear drainage- grids

GRID					
Lenght [mm]					
	ARCO	SPOT	ORIENT	CUBE	PLAIN
Polished grates					
600	9-2993-600-00-24-12	9-2992-600-00-24-12	9-2991-600-00-24-12	9-2994-600-00-24-	9-2995-600-00-24-
700	9-2993-700-00-24-12	9-2992-700-00-24-12	9-2991-700-00-24-12	9-2994-700-00-24-	9-2995-700-00-24-
800	9-2993-800-00-24-12	9-2992-800-00-24-12	9-2991-800-00-24-12	9-2994-800-00-24-	9-2995-800-00-24-
900	9-2993-900-00-24-12	9-2992-900-00-24-12	9-2991-900-00-24-12	9-2994-900-00-24-	9-2995-900-00-24-
1000	9-2993-000-00-24-12	9-2992-000-00-24-12	9-2991-000-00-24-12	9-2994-000-00-24-	9-2995-000-00-24-
Satin grates					
600	9-2993-600-99-26-12	9-2992-600-99-26-12	9-2991-600-99-26-12	9-2994-600-99-26-	9-2995-600-99-26-
800	9-2993-800-99-26-12	9-2992-800-99-26-12	9-2991-800-99-26-12	9-2994-800-99-26-	9-2995-800-99-26-
1000	9-2993-000-99-26-12	9-2992-000-99-26-12	9-2991-000-99-26-12	9-2994-000-99-26-	9-2995-000-99-26-
STONE					
Lenght [mm]					
	STONE				
600	9-2965-600-00-24-12				
700	9-2965-700-00-24-12				
800	9-2965-800-00-24-12				
900	9-2965-900-00-24-12				
1000	9-2965-000-00-24-12				

8. Logistic data

Code	Quantity in package	Dimensions [mm]
Body		
9-2970-600-30-24-12	1	665x150x110
9-2970-700-30-24-12	1	768x150x110
9-2970-800-30-24-12	1	865x150x110
9-2970-900-30-24-12	1	968x150x110
9-2970-000-30-24-12	1	1065x150x110
9-2971-600-30-24-12	1	665x150x110
9-2971-700-30-24-12	1	768x150x110
9-2971-800-30-24-12	1	865x150x110
9-2971-900-30-24-12	1	968x150x110
9-2971-000-30-24-12	1	1065x150x110
Lenght	Quantity in package	Dimensions [mm]
Grate		
600	1	600x78x28
700	1	800x78x28
800	1	800x78x28
900	1	1000x78x28
1000	1	1000x78x28

9. Packaging informations



10. Advantages

- fast and effective water drainage from the floor,
- high resistance to chemicals and temperature,
- no risk of water entering the bathroom part not intended for paddling pool,
- additional sealing flange ensures imperviousness due to easy installation, and prolonged durability of the waterproofing layer in the floor,
- the inlet after the build-in creates a perfectly smooth and flat surface, allowing any arrangement of the room without creating unnecessary thresholds, divisions and barriers,
- gently finished edges guarantee safe use,
- aesthetic appearance - a stainless steel finish allows a perfect fit to the interior,
- modern design - a dozen or so interior design options, thanks to a wide range of possible grids versions,
- possibility to produce any length of bathroom linear inlets in the range from 300 to 1000 mm.

11. Product certificates and delarations

- Technical Approval AT-15/9501/2015
- National Declaration of Preformance nr 08/2017
- Hygienic Certificate HK/W/0601/01/2017

12. Warranty and liability

During the installation it is required to observe OHS rules included in building regulations and norms. Capricorn S.A. More information about warranty and extent of liability on www.capricorn.pl/en

13. Manufacturer

Capricorn S.A.

58-160 Świebodzice,

Ciernie 11

tel./fax +48/74/854 05 16

www.capricorn.pl/en

e-mail: capricorn@capricorn.pl